
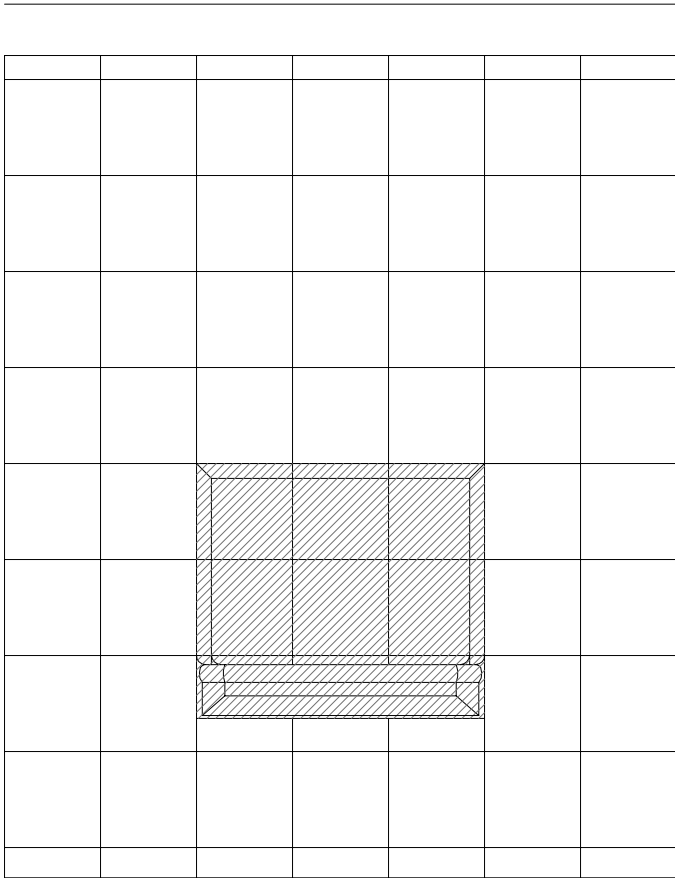



# TILE RECESS REQUEST FORM: 4LETS6030.V2



LEFT WALL




BACK WALL



RIGHT WALL

PARTIAL TILES ADJACENT TO SELECTED RECESSES WILL BE INCLUDED

 This area cannot be modified to accommodate recess for tiles

1. Mark the tiles to be modified to accommodate inset tile. Notice: the shaded tiles are not available for inset tile modifications.
2. Circle a thickness for the tile that you plan to use:

**1/4"**      **3/8"**      **1/2"**      **5/8"**      **3/4"**

3. Purchase order # for this unit \_\_\_\_\_  
 or customer name for this unit \_\_\_\_\_

**NOTE:** Recessing tiles at the front and top edges will leave an exposed tile edge. This edge can either be treated with grout, or a bullnose tile can be used.

