
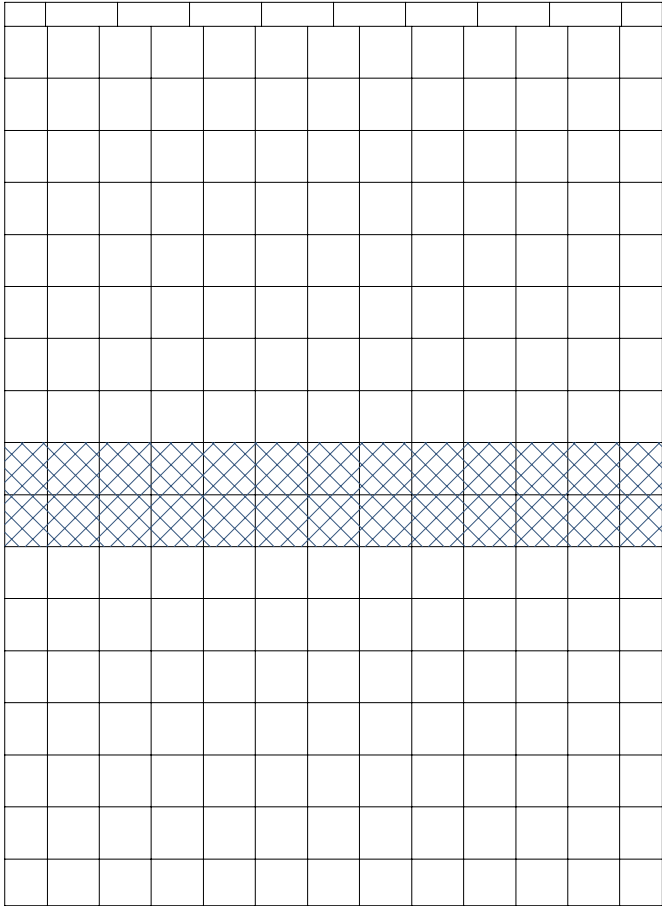



# TILE RECESS REQUEST FORM: 5LRS6036FB/FBE



LEFT WALL





BACK WALL



RIGHT WALL

PARTIAL TILES ADJACENT TO SELECTED RECESSES WILL BE INCLUDED

-  This area cannot be modified to accommodate recess for tiles
-  The strip along the seam between the two back walls cannot be fully recessed

1. Mark the tiles to be modified to accommodate inset tile. Notice: the shaded tiles are not available for inset tile modifications.
2. Circle a thickness for the tile that you plan to use:

**1/4"**                      **3/8"**                      **1/2"**                      **5/8"**                      **3/4"**

3. Purchase order # for this unit \_\_\_\_\_  
 or customer name for this unit \_\_\_\_\_

**NOTE:** Recessing tiles at the front and top edges will leave an exposed tile edge. This edge can either be treated with grout, or a bullnose tile can be used.

